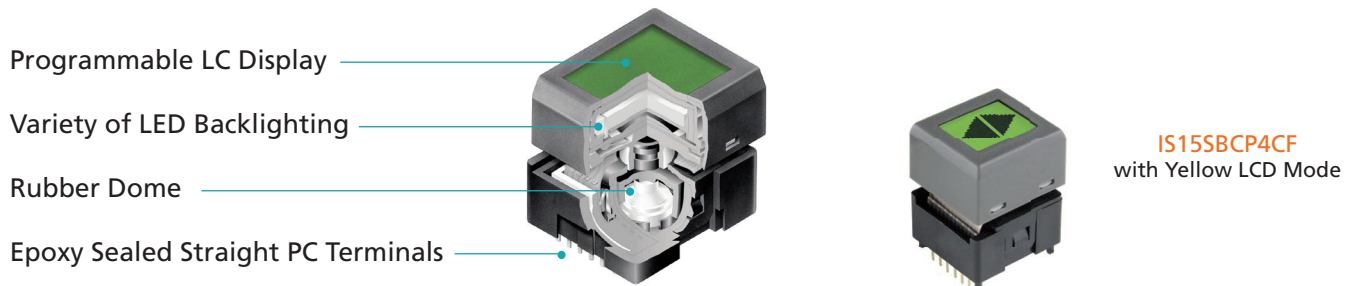


New Compact Size:

- » Perfect for rack mount router and other applications with space limitations.
Compact body size: 19.0 x 18.0 mm
Standard body size: 23.13 x 20.59 mm
- » Vibrant illumination
- » Low energy consumption



Programmable to display graphics, alphanumeric characters and animated sequences. Integrated liquid crystal display provides wide viewing angle with high contrast and clarity. Viewing area 13.0mm x 10.7mm (horizontal x vertical) at 36 x 24 pixels. Dome gives crisp tactile feedback to positively indicate circuit transfer. High reliability and long life of one million actuations minimum. Epoxy sealed terminals prevent entry of solder flux and other contaminants. Optional accessories available to simplify production process.

LED BACKLIGHTING

Part Number	Switch Description	LCD Mode	LED Color	LCD / LED		
IS15SACP4CF	SPST Momentary ON Gold Contacts Straight PC Terminals	Yellow STN Positive	* Red/Green Standard			
IS15BCP4CF		Yellow STN Positive	* Red/Green Super Bright			
IS15BCP4EF		Yellow STN Positive	* Yellow/Green Super Bright			
IS15SBFP4B		Black & White FSTN Positive	White Super Bright			
IS15SBFP4RGB		Black & White FSTN Positive	** Red/Green/Blue RGB			

* Simultaneous illumination of both colors achieves third color.
** Simultaneous RGB illumination achieves infinite colors.
Note: Contact factory for additional options.

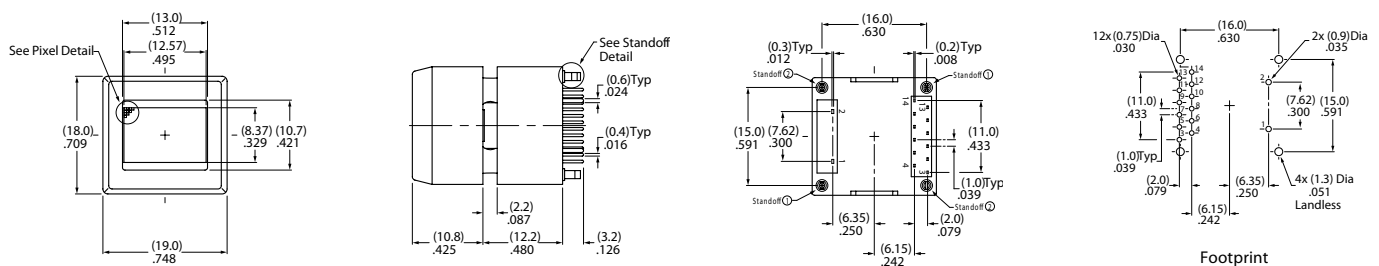
GENERAL SPECIFICATIONS OF SWITCH

Circuit	SPST normally open
Electrical Capacity (Resistive Load)	100mA@12VDC
Contact Resistance	200 milliohms max. @ 20 mV 10mA
Insulation Resistance	100 megaohms min. @ 100VDC
Dielectric Strength	125VAC for 1 minute min.
Mechanical Endurance	1,000,000 operations min.
Electrical Endurance	1,000,000 operations min.
Operating Force	2.2 ± 0.5 Newtons
Total Travel	1.8mm
Operating Temperature Range	0°C ~ +40°
Storage Temperature Range	-10°C ~ +60°C

GENERAL SPECIFICATIONS OF DISPLAY

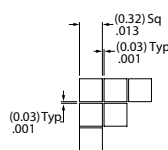
Display Operation Mode	STN positive, FSTN positive
Display Condition	Transflective with built-in LED backlight
Viewing Angle	Adjustable
Driving Method	1/24 duty. 1/5 bias (built-in driving circuit)
Viewing Area	13.0mm x 10.7mm (horizontal x vertical)
Pixel Format	36 x 24 dots (horizontal x vertical)
Pixel Size	0.32mm x 0.32mm (horizontal x vertical)
Backlight LED	Single color: white Bicolor: red/green, yellow/green RGB: red/green/blue

TYPICAL SWITCH DIMENSIONS



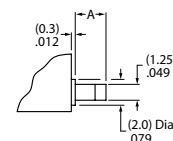
Terminal numbers are not on the switch.

PIXEL DETAIL



Pixel Detail

STANDOFF DETAIL



Standoff Detail

Dimension A

Standoff 1 = (2.7) .106 Standoff 2 = (2.3) .091